

HubSpot

# How to Use AI for Data Analysis



# Introduction

Data analysis is a powerful tool used to gain valuable insights from large sets of data. By organizing and looking closely at our data, we are able to detect patterns and make informed decisions. There are countless instances where data analysis can be a highly instrumental tool, such as:

- ✓ Informed decision-making
- ✓ Recognizing patterns and trends
- ✓ Improving efficiency
- ✓ Risk mitigation
- ✓ Performance evaluation
- ✓ Forecasting and planning

In recent years, the development of artificial intelligence (AI) has begun to impact data analysis in a notable way. We've seen AI enable machines to learn from data, recognize patterns, and make predictions—all with minimal human intervention. By harnessing the capabilities of AI, organizations are able to effectively analyze large amounts of data at both a speed and scale that would be impossible for humans to achieve alone.

Whether it's improving customer satisfaction, streamlining operations, or identifying new market opportunities, AI is absolutely revolutionizing the way organizations are able to leverage their data.

Here are just a few of the ways AI can be used to help with data science:

- Provide and explore insights
- Create datasets for training purposes
- Create dashboards and reports
- Predict market outcomes
- Understand markets and customer behaviors
- Forecast demand
- Make informed decisions
- Improve production and efficiency
- Monitor business performance

# Table of Contents

**04** How to Implement AI  
into Data Analysis

---

**10** Benefits and Challenges  
of Incorporating AI in  
Data Analysis


---

**13** AI Tools for Data Analysis

# How to Implement AI into Data Analysis

The strategic introduction of AI technology can allow for a powerful improvement in how you're extracting insights and leveraging data to make sound business decisions.

There are 5 steps to successfully implementing AI tools into your data analysis process:



- 01 Define your objectives
- 02 Gather and prepare your data
- 03 Choose the right tools
- 04 Start small and experiment
- 05 Learn and iterate





## LET'S DIVE INTO EACH STEP.

### 1. Define your objectives

Having a clear sense of direction, and areas of focus, is a crucial first step in any change of process. Before implementing any AI tools, you should clearly outline the goals and objectives you want to achieve through AI-supported data analysis.

To do this successfully, consider asking yourself these questions:

- What specific business challenges do I hope to address?
- What are the short-term and long-term goals I aim to achieve?
- What key metrics or KPIs will indicate the success of the AI implementation?
- How will AI-driven data analysis enhance decision-making processes within my organization?
- How will the insights gained from AI analysis be used to drive initiatives and overall growth?
- What resources, expertise, and infrastructure are needed to support the implementation of these AI technologies?
- How will the outcomes of AI-driven data analysis align with the overall goals and vision of my organization?

### 2. Gather and prepare your data

Adequately preparing your data is important to set AI algorithms up for success. Ensure that your data sources are clean, organized, and in suitable shape for analysis. This means you'll want to remove any errors, inconsistencies, duplicates, and missing values from your data set.

In terms of what kinds of data can be analyzed, AI can be used on a wide variety of datasets, including but not limited to:

- ★ **Structured Datasets:** These are datasets with a defined format, like databases or spreadsheets. AI can be used to uncover patterns, make predictions, and optimize processes within structured data.

- ★ **Unstructured Datasets:** Text data, images, videos, and audio files fall under unstructured datasets. AI tools like natural language processing and computer vision can be utilized to analyze and extract insights from unstructured data.
- ★ **Time-Series Data:** This type of dataset records data points over time, such as stock prices, weather data, or IoT sensor readings. AI algorithms can be employed to forecast future trends, detect anomalies, and optimize operations based on historical patterns in time-series data.
- ★ **Big Data:** Large volumes of data, known as big data, can benefit from AI techniques to process, analyze, and generate valuable insights from massive datasets that are too complex for traditional data analysis methods.


Remember to work with your organization's legal team to determine parameters for what data can and cannot be input into AI tools.

### 3. Choose the right AI tools

Select AI tools and technologies that align with your objectives and data requirements. Consider factors such as the complexity of the data, the expertise of your team, and the scalability of the tools.

We'll provide more in-depth coverage on AI tools that can be used for data analysis later, but for now, here are a few categories of AI technologies that apply:

- ★ **Machine Learning:** Machine learning algorithms are used to analyze data, identify patterns and make predictions without being explicitly programmed. This includes supervised learning, unsupervised learning, and reinforcement learning.
- ★ **Natural Language Processing (NLP):** NLP technology enables machines to understand, interpret, and generate human language. This is useful for analyzing text data, sentiment analysis, and language translation.



- ★ **Deep Learning:** Deep learning is a subset of machine learning that uses neural networks with multiple layers to extract intricate patterns from large datasets. It is commonly used for image and speech recognition.
- ★ **Predictive Analytics:** Predictive analytics tools use historical data and machine learning algorithms to predict future outcomes. This is useful for forecasting trends, identifying risks, and optimizing decision-making processes.
- ★ **Data Mining:** Data mining techniques are used to discover patterns, trends, and insights from large datasets. This includes clustering, classification, association rule mining, and anomaly detection.
- ★ **Business Intelligence (BI) Tools:** BI tools leverage AI for data visualization, dashboards, and reporting to provide actionable insights for decision-making.

#### 4. Start small and experiment

Begin by implementing AI in a small-scale pilot project to test the effectiveness of the tools and algorithms. This allows you to identify any challenges early on and fine-tune your approach.

Here's how you do it:

- ★ **Define Scope and Objectives:** Clearly define the scope and objectives of the pilot project. Determine the specific goals you aim to achieve, such as testing a new AI tool, evaluating the performance of a machine learning algorithm, or exploring the potential of natural language processing for data analysis.





- ★ **Select Data and Prepare Environment:** Choose relevant data sets that align with the objectives of the pilot project. Ensure the data is representative, clean, and properly formatted for analysis. Set up a controlled environment, such as a test dataset or sandbox environment, where you can conduct the AI experiment in isolation from your production systems.
- ★ **Develop Experiment Plan:** Create a detailed experiment plan that outlines the methodology, variables, and key performance indicators (KPIs) for the pilot project. Define how you will measure the success of the AI analysis, what benchmarks you will use, and what insights you aim to gain from the data analysis process.
- ★ **Execute the Pilot Project:** Implement the AI experiment in a controlled environment, following the experiment plan you have developed. Run the AI tools and algorithms on the selected data sets and monitor their performance closely. Track key metrics and outcomes to assess the effectiveness of the AI analysis.
- ★ **Monitor Performance and Gather Insights:** Continuously monitor the performance of the AI tools and algorithms throughout the pilot project. Keep track of any issues, challenges, or unexpected results that arise during the data analysis process. Gather insights from the data analysis to identify patterns, trends, and potential areas for improvement.
- ★ **Analyze Results and Iterate:** Analyze the results of the pilot project to evaluate the effectiveness of the AI tools and algorithms. Compare the outcomes against the defined objectives and KPIs to assess the success of the experiment. Based on the analysis, iterate on the experiment by making adjustments to the AI tools, algorithms, or data preparation process to enhance performance and achieve better results.
- ★ **Document Learnings and Recommendations:** Document the learnings, insights, and recommendations from the pilot project. Capture key findings, best practices, and lessons learned that can be applied to future AI experiments or scaled-up data analysis initiatives within your organization.



## 5. Learn and iterate

Continuously learn from your AI implementations and iterate on your strategies based on the insights gained. This iterative process helps refine your data analysis techniques and improves the accuracy of your results.

Here are some tips to effectively implement a continuous improvement approach:

- Establish clear goals and metrics to measure the effectiveness of your AI implementations.
- Regularly review and analyze the performance of your AI models to identify areas for improvement.
- Encourage collaboration between data scientists, business analysts, and domain experts to gain diverse insights.
- Leverage feedback from end-users and stakeholders to enhance the relevance and accuracy of your AI solutions.
- Stay informed about the latest advancements in AI technologies and incorporate new techniques into your strategies.
- Document your learnings and best practices to create a knowledge repository for future reference.
- Embrace failure as a learning opportunity and use it to drive innovation and refinement in your AI implementations.

**FREE RESOURCE:**


**HubSpot's AI Adoption Checklist**



# Benefits and Challenges of Incorporating AI in Data Analysis

The integration of artificial intelligence (AI) into data analysis has become a significant factor in enhancing operational efficiency and decision-making processes for organizations.

While AI offers advantages such as improved efficiency and scalability, it also presents challenges like data quality, skill gaps, and security concerns. By approaching the integration of AI with a balanced perspective and a focus on overcoming obstacles, organizations can leverage its potential to effectively drive innovation and sustainable growth in a data-driven era.



## Benefits

Incorporating artificial intelligence (AI) into your data analytics processes offers a multitude of benefits that can dramatically enhance the efficiency and effectiveness of your operations. By leveraging AI capabilities, you can unlock a new realm of possibilities for extracting insights from your data and making informed decisions.

Here are some key advantages of incorporating AI in data analysis:



### **Improved Efficiency and Faster Data Analysis:**

AI-powered algorithms can process vast amounts of data at unprecedented speeds, enabling you to extract valuable insights in a fraction of the time it would take using traditional methods.



### **Enhanced Accuracy and Reduced Bias:**

AI systems are capable of analyzing data objectively and without the inherent biases that human analysts may introduce. This leads to more accurate results and helps eliminate potential sources of error.



### **Advanced Insights and Trend Identification:**

AI algorithms can uncover complex patterns and trends within your data that may not be apparent through manual analysis. This provides you with deeper insights and a clearer understanding of your data.




### **Scalability for Handling Large Data Volumes:**

AI technologies are designed to scale effortlessly, allowing you to process and analyze massive volumes of data efficiently. This scalability is crucial for businesses dealing with ever-growing datasets.



### **Automation of Repetitive Tasks:**

AI can automate routine data analysis tasks, freeing up valuable time for data scientists and analysts to focus on more strategic and high-value activities. This leads to increased productivity and allows teams to work on more complex analytical tasks.



## Challenges

While the benefits of incorporating artificial intelligence (AI) into data analytics are abundant, it's important to navigate and overcome the challenges that may arise during the integration process. By understanding and addressing these hurdles, you can harness the full potential of AI technologies for enhancing your data analysis capabilities.

Here are some key challenges to consider when incorporating AI in data analytics, along with strategies to mitigate them:



### **Data Quality and Hallucination Issues:**

Ensuring the accuracy and reliability of the data inputs is critical for the effectiveness of AI in data analytics. Implement data quality checks and validation processes to minimize errors and mitigate the risks of AI “hallucinating” inaccurate patterns.



### **Skill and Knowledge Gap in Data Science and AI:**

Bridging the gap in expertise and skills required to successfully implement AI solutions is paramount. Invest in training programs, upskilling initiatives, and collaborations with experienced data scientists to build a proficient AI team.



### **Interpretability of Complex AI Models:**

Complex AI models may deliver powerful insights but can be difficult to interpret and explain. Incorporate explainable AI techniques to enhance the transparency of model decisions and build trust with stakeholders.



### **Security and Privacy Concerns:**

Safeguarding sensitive data from breaches and ensuring compliance with data privacy regulations are crucial considerations. Implement robust security measures, encryption protocols, and anonymization techniques to protect data integrity and privacy.



### **Implementation Complexity and Resource Requirements:**

Integrating AI into existing data analytics processes can be complex and resource-intensive. Develop a clear roadmap, allocate sufficient resources, and collaborate with expert partners to streamline the implementation and deployment of AI solutions.

# AI Tools for Data Analysis



This chapter provides a broad overview of available tools in several key areas: Machine Learning, Natural Language Processing (NLP), Deep Learning, Predictive Analytics, Data Mining, and Business Intelligence (BI).

Each tool has its own strengths and potential applications. You might find them useful in areas ranging from automating tasks to extracting insights from data. As you explore this chapter, consider your specific needs, the scope of your projects, and your current abilities to make the best selection.

Each tool is one piece of a much larger puzzle. The aim here is not to promote any specific tool, but to introduce you to a variety of options. Understanding these tools can be beneficial for any data analysis project.

## Machine Learning

### TensorFlow

An open-source machine learning library developed by Google that offers a wide range of tools and resources for building and training machine learning models.

### Scikit-learn

A popular machine learning library in Python that provides simple and efficient tools for data mining and data analysis, specific to building predictive models.

### PyTorch

A deep learning framework that provides flexibility and speed for building and training neural networks.

### IBM Watson

A suite of AI tools and services that include machine learning capabilities for analyzing data, automating repetitive tasks, and generating insights.

### Amazon SageMaker

A fully managed service by Amazon Web Services that provides tools for building, training, and deploying machine learning models at scale.

## Natural Language Processing (NLP)

### OpenAI GPT-4

A state-of-the-art language processing model that can generate human-like text responses and assist with various language-related tasks.

### Google Cloud Natural Language API

A tool that provides powerful NLP capabilities for sentiment analysis, entity recognition, and language translation.

### Microsoft Azure Text Analytics

A cloud-based service that offers NLP functionalities such as sentiment analysis, key phrase extraction, and language detection for text data analysis.

### NLTK (Natural Language Toolkit)

A popular Python library for NLP tasks like tokenization, stemming, tagging, parsing, and more, ideal for text analysis and language processing projects.

### Stanford CoreNLP

Developed by Stanford University, this is a robust natural language processing toolkit that provides a set of human language technology tools. It includes part-of-speech (POS) tagging, named entity recognition (NER), pattern learning and much more. Its wide range of grammatical analysis tools makes it valuable for both machine learning and linguistic research.





## Deep Learning

### Keras

Keras is a high-level neural networks API that can run on top of TensorFlow or Theano. It simplifies the process of building and training neural networks and is suitable for beginners as well as experienced users.

### Caffe

Caffe is a deep learning framework developed by the Berkeley Vision and Learning Center. It is known for its speed and efficiency in training deep neural networks and is commonly used for image classification and segmentation tasks.

### Microsoft Cognitive Toolkit (CNTK)

CNTK is a deep learning framework developed by Microsoft that offers scalability and performance for training deep neural networks. It is used for various AI applications including speech recognition, image analysis, and more.

### DeepLearning4j

An open-source, distributed deep-learning project in Java and Scala spearheaded by the people at Skymind. DL4J includes implementations for neural network concepts such as deep belief nets and stack denoising autoencoders, and it leverages the JVM's multi-threading capabilities for parallel processing to take advantage of computing power.

### Theano

Another powerful tool where you can use that to create all sorts of deep learning models. It allows you to define, optimize, and efficiently evaluate mathematical expressions involving multi-dimensional arrays. Theano is particularly known for its ability to leverage GPU power, making computations significantly faster.



## Predictive Analytics

### RapidMiner

RapidMiner is a predictive analytics platform that provides machine learning algorithms and text analytics capabilities. It's particularly useful for forecasting customer churn and identifying key drivers of consumer behavior.

### IBM SPSS Modeler

A predictive data analytics tool that provides a variety of pre-built models. The tool allows users to run analyses as well as design, build, and deploy predictive models within the organization.

### Orange

A component-based data mining software. It includes a range of data visualization, exploration, preprocessing, and modeling techniques.

### Alteryx

Alteryx integrates predictive data analytics as well as data blending and data cleansing in a simple, drag-and-drop designer. It's a tool designed to simplify the process of preparing and blending data using a repeatable workflow.

### KNIME Analytics Platform

An open source software for creating data science applications and services. It offers intuitive, graphical and integrative data and information flows to serve predictive analytics.

## Data Mining

### WEKA

WEKA is a popular suite of machine learning software written in Java, developed at the University of Waikato, New Zealand. It includes tools for data pre-processing, classification, regression, clustering, association rules and visualization.

### Apache Mahout

Apache's machine learning library includes clustering, classification, and batch-based algorithms that are primarily designed to be used with Hadoop. It's designed to help data scientists quickly implement and deploy predictive models.

### Microsoft Analysis Services

This tool is ideal for data mining within a Microsoft environment as it uses familiar languages such as Transact-SQL, and it also integrates well with .NET and Excel.

### DataRobot

This is an automated machine learning platform designed for data scientists and business analysts. It supports automated model building, ensemble models, model validation, model deployment and many more features.

### Sisense

Sisense is a business analytics software that allows you to clean, transform, and visualize your data. It has strong data mining capabilities, supporting interactive data visualization, dynamic filtering, and predictive analysis.





## Business Intelligence (BI) Tools

### Tableau

Tableau is an interactive BI and analytics tool that offers data visualization, reporting, and dashboarding capabilities. It supports complex computation, data blending, dashboard creation, and real-time analysis.

### Power BI

Developed by Microsoft, Power BI is a suite of business analytics tools that deliver insights throughout your organization. It connects to a wide range of data sources, simplifies data prep, and drives ad hoc analysis.

### QlikView

QlikView is a BI tool that enables users to create and deploy interactive, user-driven dashboards and analytics applications. It offers dynamic views of data that can be manipulated and navigated intuitively.

### Domo

Domo is a cloud-based business intelligence tool that offers stunning data visualizations and an integrated platform for all your data sources. It is mobile friendly and has excellent collaborative features.

### Looker

Looker is a data-discovery application that provides innovative data exploration functionalities. It offers intuitive dashboards, operational analytics, flexible sharing capabilities, and advanced analytics features.

# Level Up Your Strategy with HubSpot's AI Tools

Harness the power of AI to optimize your marketing, sales, and customer service processes. Try HubSpot's advanced AI suite today and propel your business to new heights.

**Get Started**

